

HÄFELE

www.hafele.co.nz



BLANCO SINK AND TAPWARE

Brought to you by Häfele.



MAKING KITCHEN LIFE EASIER

Häfele believes that the perfect home is about more than just great looks. It is also about creating a space that perfectly combines style with function, and is tailor made to suit you and your lifestyle.

This is the Häfele philosophy. Creating individual, inspiring, functional spaces that have a positive impact on the way you live. Together with our Partners, we have the knowledge and expertise to make your home smart, well organised, flexible and future proof. Simply a better place to be.

BLANCO



BEAUTIFUL. STRONG. CLEAN.

SILGRANIT® kitchen sinks, bowls and taps.

Ergonomics, functionality and aesthetics have come together in this selection of sinks and taps. Striking hues like our latest Matt Black, will make your Silgranit® sink the statement piece you've been looking for.

White

White in a kitchen reflects light, making the space feel larger and look pristine. The perfect backdrop to add accent colours, make it pop or adjust the mood with just a few harmonised finishing touches and accessories.

Rock Grey

A surprisingly versatile colour option. Sitting on stone or stone effect worktops with effortless harmony, blending beautifully with grained wood tones or contrasting with lighter finishes to striking effect.

Anthracite

With delicate flecks of light grey in almost black stone, anthracite partners with stainless steels and almost any natural finish to stunning effect. Gracefully embracing its surroundings and adopting the warmth or cool of the light in the space.

Black

The must-have tone for interior designers all over the world, it helps to frame and anchor spaces. Black has real depth, creating breathtakingly opulent accents in kitchens with woods or stones and exuding subtle luxury when elegantly integrated into dark kitchens.

BLANCO



STRENGTH OF CHARACTER

Beautiful, resilient, easy care.

Thanks to the combination of beautiful design and an impressively resilient, easy care surface, a Silgranit® sink is the ultimate choice for long lasting kitchen bliss.

Strong and highly resistant against the kind of things that happen during daily domestic use. Silgranit® can easily deal with scratches from cutlery, pots and pans. The metal object is actually worn away rather than Silgranit® being scratched, so the mark will simply wipe off.

Silgranit® can handle extreme temperature shifts, from freezing to boiling temperatures, without impact or effect. In fact, the surface is hygienically safe for food preparation so you can defrost food and fill a pan with boiling water on the same spot and Silgranit® will not suffer from the thermal shock.

Silgranit® is simply strong.

BLANCO





EASY TO CLEAN

SILGRANIT® makes kitchen life easier.

Silgranit® is a kitchen hero when it comes to cleaning and hygiene. The non-porous surface is food safe and repels water, making it easy to keep spotless.

All Silgranit® sinks have the built-in patented protective formula 'Hygiene+Plus' with antibacterial properties. Tests* confirm that this built-in hygiene protection reduces the growth of relevant kitchen bacteria by an average of 98%.

Even those food items that have staining properties wash away with minimal effort. Coffee, tea, red wine, beetroot and turmeric based sauces like curry spilled on the surface will not penetrate to stain.

Generally, a soft sponge and dish soap will shift the stain. Should you find a more stubborn mark simply use a mild acidbased cleaner, lemon juice or vinegar with a soft sponge and wash away after cleaning.

*Tests carried out with bacterial stems ATCC 8739 and ATCC 6538 by an independent laboratory on behalf of BLANCO, 2011.



DRINK. PREP. CLEAN.



What is a BLANCO UNIT?

A BLANCO UNIT is a fully integrated sink, faucet and accessory system that enhances your experience with water.

The perfect combination of premium products for drinking water, preparing food and cleaning, making kitchen life easier.

CONTENTS



SINKS

BLANCO METRA Range	2-3
BLANCO SUBLINE Range	4-7
BLANCO NAYA Range	8-9



TAPWARE

BLANCO CULINA-S	11
BLANCO LINUS-S	12
BLANCO ALTA-S	13



ACCESSORIES

BLANCO Drain Board	14
BLANCO Multi-Function Colander ...	14
BLANCO Wire Basket	14
BLANCO Foldable Drainer Mat	14
BLANCO Spare Parts	15
BLANCO Cleaning Products	15

METRA

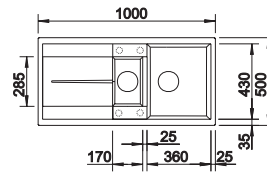

Large bowls for ultimate practicality.

Experience the visual appeal of BLANCO METRA. With its straight-lined design, this sink range looks perfect with all sorts of kitchen styles. The flat rim fits perfectly into any setting. What's more, the spacious METRA sinks offer plenty of space thanks to their large bowls. For added convenience, the spacious draining area can also be used as a worktop.



METRA

Large bowls for ultimate practicality.

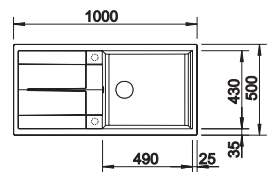



METRA 6 S

Can be installed either way round and also as an undermount
Bowl depth: 190/130 mm | **For base cabinet: 600 mm**
Mounting: Bowl reversible

Finish	Dimensions (mm)	Cat. No.
White	1000 x 500 x 190/130	565.71.710
Anthracite	(WxDxH)	565.71.310
Black	NEW	565.71.316

Supplied with: Waste fitting, 3½" Basket strainers.

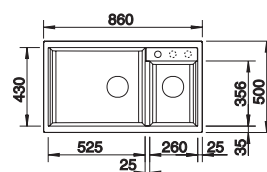



METRA XL 6 S

Can be installed either way round and also as an undermount
Bowl depth: 190 mm | **For base cabinet: 600 mm**
Mounting: Bowl reversible

Finish	Dimensions (mm)	Cat. No.
White	1000 x 500 x 190	565.76.790
Anthracite	(WxDxH)	565.76.390
Black	NEW	565.76.396

Supplied with: Waste fitting, 3½" Basket strainers.



METRA 9

Can be installed either way round and also as an undermount
Bowl depth: 190/190 mm | **For base cabinet: 900 mm**
Mounting: Bowl left

Finish	Dimensions (mm)	Cat. No.
White	860 x 500 x 190	565.70.752
Anthracite	(WxDxH)	565.70.352
Black	NEW	565.70.358

Supplied with: Waste fitting, 3½" Basket strainers.

SUBLINE

Sleek, modern minimalism.

BLANCO SUBLINE impresses with its uncompromising bowl size and sleek look. The bowl design is distinguished by its elegant, straight-lined geometry. As SUBLINE almost completely vanishes into the undermount, the bowl fits harmoniously into the worktop, making it a must for minimalistic modern kitchens.



SUBLINE

Sleek, modern minimalism.



SUBLINE 160-U

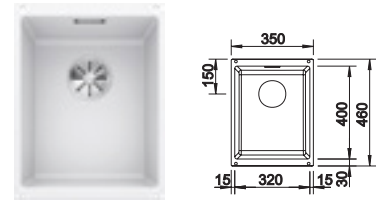
For base cabinet: 200 mm

Bowl depth: 130 mm | Corner radius: 10 mm

Mounting: Undermount

Finish	Dimensions (mm)	Cat. No.
White	190 x 460 x 130	565.71.770
Anthracite	(WxDxH)	565.71.370
Black	NEW	565.71.476

Supplied with: Waste fitting, 3/2" Basket strainers.



SUBLINE 320-U

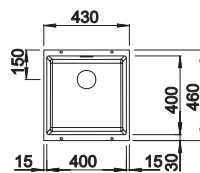
For base cabinet: 400 mm

Bowl depth: 190 mm | Corner radius: 10 mm

Mounting: Undermount

Finish	Dimensions (mm)	Cat. No.
White	350 x 460 x 190	565.81.750
Anthracite	(WxDxH)	565.81.350
Black	NEW	570.28.326

Supplied with: Waste fitting, 3/2" Basket strainers.



SUBLINE 400-U

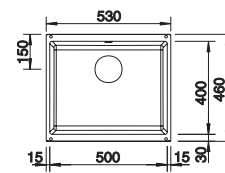

For base cabinet: 500 mm

Bowl depth: 190 mm | Corner radius: 10 mm

Mounting: Undermount

Finish	Dimensions (mm)	Cat. No.
White	430 x 460 x 190	565.82.770
Rock Grey	(WxDxH)	565.82.576
Anthracite		565.82.370
Black	NEW	570.26.306

Supplied with: Waste fitting, 3/2" Basket strainers.



SUBLINE 500-U

For base cabinet: 600 mm

Bowl depth: 190 mm | Corner radius: 10 mm

Mounting: Undermount

Finish	Dimensions (mm)	Cat. No.
White	530 x 460 x 190	567.67.770
Rock Grey	(WxDxH)	567.67.570
Anthracite		567.67.370
Black	NEW	567.67.376

Supplied with: Waste fitting, 3/2" Basket strainers.

SUBLINE

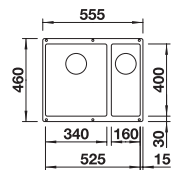
Sleek, modern minimalism.

BLANCO SUBLINE impresses with its uncompromising bowl size and sleek look. The bowl design is distinguished by its elegant, straight-lined geometry. As SUBLINE almost completely vanishes into the undermount, the bowl fits harmoniously into the worktop, making it a must for minimalistic modern kitchens.



SUBLINE

Sleek, modern minimalism.



SUBLINE 340/160-U

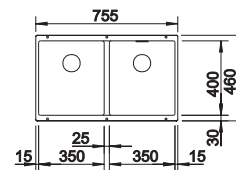
For base cabinet: 600 mm

Bowl depth: 190/130 mm | Corner radius: 10 mm

Mounting: Undermount

Finish	Dimensions (mm)	Cat. No.
White	555 x 460 x 190/130	567.69.730
Anthracite	(WxDxH)	567.69.330
Black NEW		570.26.357

Supplied with: Waste fitting, 3/2" Basket strainers.



SUBLINE 350/350-U

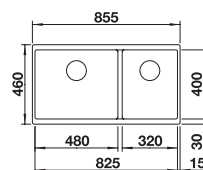
For base cabinet: 800 mm

Bowl depth: 200/200 mm | Corner radius: 10 mm

Mounting: Undermount

Finish	Dimensions (mm)	Cat. No.
White	350 x 460 x 190	567.81.780
Anthracite	(WxDxH)	567.81.380
Black NEW		570.26.363

Supplied with: Waste fitting, 3/2" Basket strainers.



SUBLINE 480/320-U

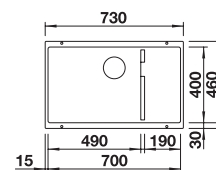
For base cabinet: 900 mm

Bowl depth: 200/200 mm | Corner radius: 10 mm

Mounting: Undermount

Finish	Dimensions (mm)	Cat. No.
White	855 x 460 x 200	567.66.740
Rock Grey	(WxDxH)	567.66.546
Anthracite		567.66.340
Black NEW		567.66.346

Supplied with: Waste fitting, 3/2" Basket strainers.



SUBLINE 700-U LEVEL

For base cabinet: 800 mm

Bowl depth: 140/200 mm | Corner radius: 10 mm

Mounting: Undermount

Finish	Dimensions (mm)	Cat. No.
White	730 x 460 x 140/200	567.81.770
Rock Grey	(WxDxH)	567.81.570
Anthracite		567.81.370
Black NEW		567.81.366

Supplied with: Waste fitting, 3/2" Basket strainers.

NAYA

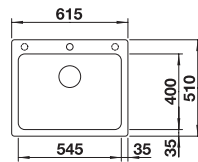
Easy-clean corners and practical designs.

Whether used as a single bowl, in conjunction with a spacious drainer or alongside a practical additional bowl, you can select a model from the NAYA range that will compliment all sorts of kitchen designs to stylish effect.



NAYA

Easy-clean corners and practical designs.



NAYA 6

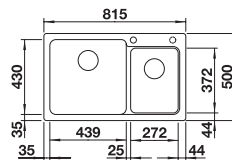
For base cabinet: 600 mm

Bowl depth: 200 mm | Corner radius: 15 mm

Mounting: Either top mount or undermount sink

Finish	Dimensions (mm)	Cat. No.
Anthracite	615 x 510 x 200	565.71.330
Black NEW	(WxDxH)	565.71.336

Supplied with: Waste fitting, 3½" Basket strainers.



NAYA 8

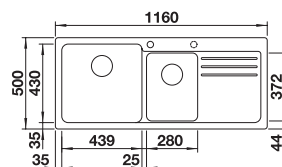

For base cabinet: 800 mm

Bowl depth: 200/200 mm | Corner radius: 15 mm

Mounting: Either top mount or undermount sink | Bowl left only

Finish	Dimensions (mm)	Cat. No.
Anthracite	815 x 500 x 200	565.71.340
Black NEW	(WxDxH)	567.70.346

Supplied with: Waste fitting, 3½" Basket strainers.



NAYA 8 S

For base cabinet: 800 mm

Bowl depth: 200/200 mm | Corner radius: 15 mm

Mounting: Either top mount or undermount sink | Bowl left only

Finish	Dimensions (mm)	Cat. No.
Anthracite	855 x 460 x 200	565.71.350
Black NEW	(WxDxH)	565.71.356

Supplied with: Waste fitting, 3½" Basket strainers.

EUROPEAN DESIGNER TAPWARE

Made with a quality solid brass construction and with pressure resistant ceramic cartridges that are smooth in operation BLANCO tapware is designed to last. Clever functional details like pull-out spray heads and magnetic docking arms provide the ultimate convenience in the kitchen.



CULINA-S

Show-stopping design and award winning function.

The CULINA-S mixer tap creates fantastic working conditions for home cooks. The flexible hose, covered in a stunning stainless steel spring, allows the neck to form a perfectly high arc, perfect for manoeuvring around tall pots and vases. Preparing food, washing up and cleaning the sink are easier than ever before thanks to the optimum flexibility and free movement of the detachable hose.

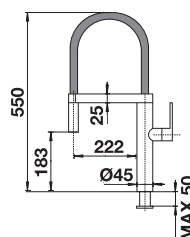


BLANCO CULINA-S

Delicate spring enables freedom of movement down to the bowl area.
Comfortable locking of the hose with a precise magnet holder.
Two jet types - Spray function with de-scaling nozzles.

Finish	Dimensions (mm)	Cat. No.
Chrome	339 x 265 x 559 (WxDxH)	569.06.220

Suitable with high mains pressure water cylinders only.



LINUS-S

A true classic. With pull-out spray.

LINUS-S has been one of BLANCO's most popular ranges of mixer taps for years. This is due in no small part to its minimalistic, contemporary design: the wide cylindrical base with its transverse control lever exudes stability, without appearing bulky. This is adjoined by the slender, right-angled outlet, which makes it easy to fill even tall-sided vases and large pots.

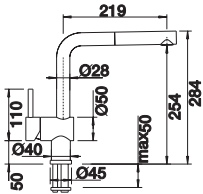


BLANCO LINUS-S

- Extendable spray head
- Spout can be swivelled by 140°
- Minimalist design
- High quality metal spray
- High spout for easy filling of pans/vases

Finish	Dimensions (mm)	Cat. No.
White	140 x 252 x 284 (WxDxH)	569.06.740
Rock Grey		569.10.540
Anthracite		569.06.340
Black		565.68.356
Chrome		569.06.240

Suitable with high mains pressure water cylinders only.



ALTA-S

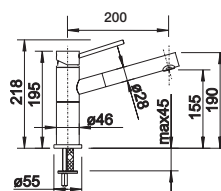
Aesthetic appeal coupled with practicality.

There's no doubt about it: the BLANCO ALTA-S mixer taps are a clear sign of high-quality design. The slender mixer tap offers ample convenience. With its wide, pivotable outlet, the ALTA-S is ideal for pairing with compact sinks. Featuring a functional pull-out spout for greater scope for washing or rinsing larger items.



BLANCO ALTA-S COMPACT

Extendable spray head
Spout can be swivelled by 128°
Especially suited for compact sinks
Functional pull-out spout for washing larger items
Metal sheathed spray house to ensure longevity
Durable and long lasting ceramic disk technology



Finish	Dimensions (mm)	Cat. No.
Anthracite / Chrome	55 x 239 x 218	569.05.380
Black / Chrome NEW	(WxDxH)	569.10.386

Suitable with high mains pressure water cylinders only.

ACCESSORIES

Making kitchen tasks quicker and easier.



DRAIN BOARD

Version: Universal
Dimensions (mm): 380 x 430 WxD

Finish	Cat. No.
Black	565.69.239



MULTI-FUNCTION COLANDER

Version: For Andano, Etagon, Subline
Dimensions (mm): 174 x 74 x 436 WxHxD

Finish	Cat. No.
Stainless Steel	565.69.112



WIRE BASKET

Version: For Subline, Andano, Supra, Naya 8 S
Dimensions (mm): 160 x 130 x 360 WxHxD

Finish	Cat. No.
Stainless Steel	565.69.220



FOLDABLE DRAINER MAT

Version: Universal
Dimensions: 460 W x 425 D mm

Finish	Cat. No.
Stainless Steel / Black	565.69.224

SPARE PARTS

Waste kits, waste baskets and plugs.



Description	Cat. No.
For Naya Sinks	
Waste basket (A)	565.69.269
Full single waste kit	565.69.026
Full double waste kit	565.69.027
For Metra Sinks	
Waste basket (B)	565.69.903
Full single waste kit	565.69.816
Full double waste kit	565.69.814

INFINO™

The perfectly integrated drain system



Description	Cat. No.
For Subline Sinks	
Plug (C)	565.69.290
Basket strainer (D)	565.69.260
Single waste kit (Black)	565.69.854
Double waste kit (Black)	565.69.520

CLEANING PRODUCTS

Caring for your BLANCO sink.



CLEANING PRODUCTS

Designed for professional cleaning of the Blanco Silgranit kitchen sink range.

Description	Cat. No.
DailyClean+, 150ml with spray nozzle	565.69.134
Activ Sachets, 3 pack	565.69.078

BLANCO





SIMPLY CLEAN

Silgranit® is your kitchen hero.

Daily chores in and around the sink will not scratch or harm a Silgranit® sink surface. It's even possible to prepare and chop foods directly on the surface itself without leaving scratches or cuts – although we wouldn't recommend it because you will blunt your knives.

DAILY CLEAN

It's easy to maintain a Silgranit® sink. For daily care, it is sufficient to clean the sink with a little washing-up liquid, a dish brush or the soft side of a sponge, before rinsing thoroughly with water and wiping dry with a cloth. This keeps it nice and clean.

LIMESCALE REMOVAL

Discolouration and stains are caused by limescale deposits that, after drying, absorb liquids such as coffee, tea or red wine. BLANCO DailyClean+ helps to remove limescale deposits on the sink and mixer tap. As an option you can use a mild acid-based cleaner like lemon or vinegar to remove limescale.

HEAVY METAL

Metal cutlery and pans can leave dark marks on Silgranit® when accidentally scraped across the surface during typical domestic use, especially the lighter colours. However this is actually the metal from the pot, pan or fork wearing away, rather than the Silgranit®.

Such marks are easily remedied:

1. Apply some cooking oil to the soft side of a wet sponge.
2. Clean the sink with the soft side of the sponge, doing circular movements.
3. The mixture of oil and water lifts the metal residues from the sink.
4. Rinse your sink with clear water until the oil is completely gone (you can use some dish soap if needed).
5. Dry with a microfiber cloth. Done.



BLANCO SINK AND TAPWARE 11.2022

732.05.533

Häfele New Zealand Ltd.

Auckland Head Office 16 Accent Drive, East Tamaki

Auckland Home Ideas Centre 165 The Strand, Parnell

Wellington Design Centre The Wool Store, Level 1 262 Thorndon Quay

Christchurch Design Centre 12 Sir James Wattie Drive, Hornby

0800 442 335 | sales@hafele.co.nz | www.hafele.co.nz