



KESSEBÖHMER
CLEVER STORAGE

HÄFELE




FineLine **LiniQ**

A MASTER OF **MINIMALISM**



NATURAL OAK



ASH BLACK



MODULAR SYSTEM FOR FLEXIBILITY

A drawer with FineLine LiniQ can be quickly and easily changed and rearranged to suit your needs. Thanks to a simple concept utilising five components, any drawer width can be fitted simply. Additional inserts like the knife holder or foil dispenser complete the cutlery insert with ultimate convenience. And whatever the customised arrangement

looks like: the two part base panel ensures the best possible flexibility in terms of width for a wide range of drawer systems from 30 to 120 centimetres. The cutlery insert combined with the base panel ensures a cohesive appearance, covering the entire base of the drawer with the elegant timber finish.



FIVE SIMPLE SETS



Natural Oak: 556.04.400
Ash Black: 556.04.300

Natural Oak: 556.04.450
Ash Black: 556.04.350

Natural Oak: 556.04.421
Ash Black: 556.04.321

Natural Oak: 556.04.410
Ash Black: 556.04.310



FUNCTIONAL INSERTS

FOR DRAWERS AND PULL-OUTS



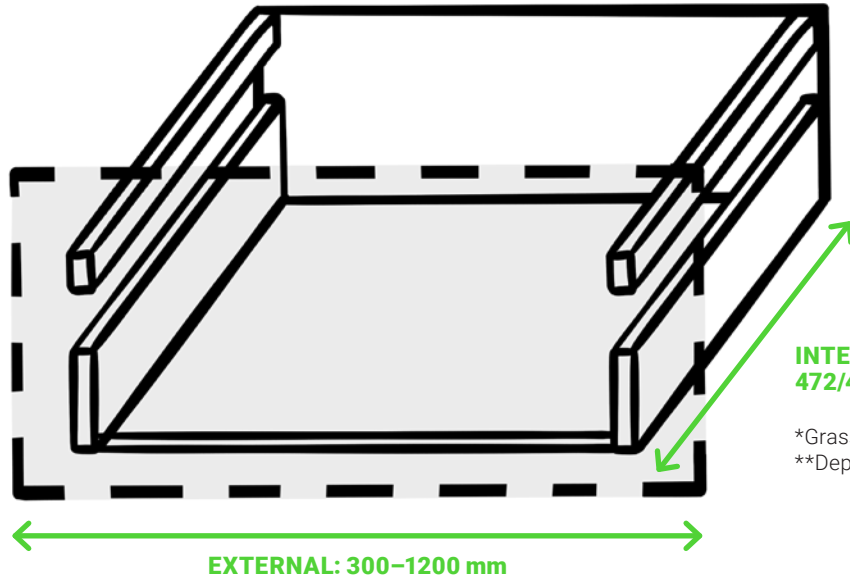
Natural Oak: 556.04.430
Ash Black: 556.04.330

Natural Oak: 556.03.450
Ash Black: 556.03.350

Natural Oak: 556.03.460
Ash Black: 556.03.360

Ash Black: 556.08.320





INTERNAL:
472/479*/622** mm

*Grass Nova Pro
**Depth extender 150 mm

EXTERNAL: 300–1200 mm



FINELINE SPACER 1200 mm

Natural Oak: 556.03.423
Ash Black: 556.03.323

Note: allows Fineline LiniQ to be used
for Grass Nova Scala drawers

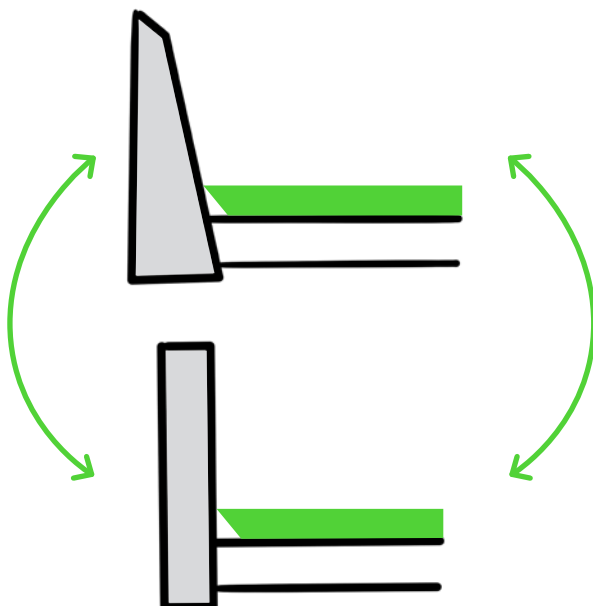


FINELINE DEPTH EXTENSION 1200 mm

Natural Oak: 556.03.413
Ash Black: 556.03.313

Note: allows Fineline LiniQ to be used
in deeper drawers from 550–650 mm

CALCULATING DIMENSIONS SO PRACTICAL



FineLine LiniQ fits into any drawer or pull-out.

The base panels slope at a special angle, allowing freedom of choice for drawers irrespective of the manufacturer or shape of the frame.

FineLine LiniQ has no sharp edges as they are chamfered by hand for an especially smooth, rounded profile although still full of character.

Saving the best till last, customised storage and maximum overview can be created in an instant with just five different drawer inserts.

Even in larger pull-outs, everything stays in place cohesively using plate holders, metal dividers and wooden boxes in two sizes.

