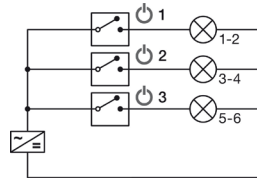



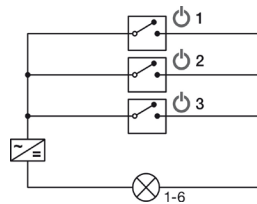
Loox5 Multi-Switch Distributor

3 modes of operation



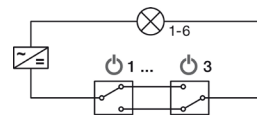
Parallel (red indicator light)

Switch 1 = Controls outputs 1 and 2
 Switch 2 = Controls outputs 3 and 4
 Switch 3 = Controls outputs 5 and 6



No cross (blue indicator light)

Any of the 3 switches can turn the lights on.
 To turn the lights off, all switches must be turned off.



Cross (green indicator light)

Any of the 3 switches can turn on/off the lights.

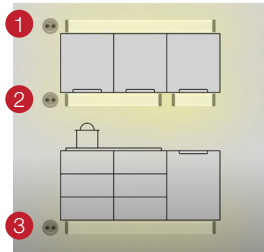
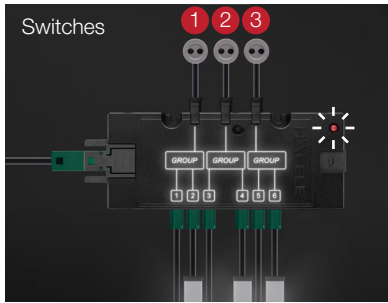
- > Multi-switching function for up to 3 switches, saving space and cost.
- > 3 switching mode options.
- > Permanent soft on/off function, regardless of the switch that is used.
- > Area of application: For switching on/off and dimming (0–100%)
- > Number of connections: 1 x input port with box to box plug
- > 1 x output port with box to box socket
- > 3 x input switch sockets
- > 6 x output ports

Voltage	Max. connected wattage W	Item No.
12V	60	833.95.828
24V	90	833.95.829

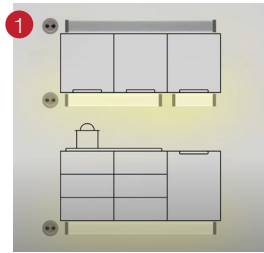
Loox5 Multi-Switch Distributor

3 modes of operation

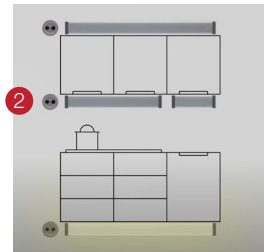
Parallel (red indicator light)



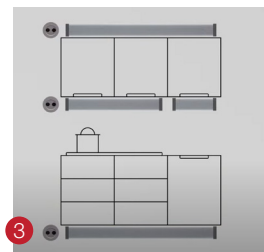
All lights are on.



Switch 1 is deactivated, and the upper lights are turned off.

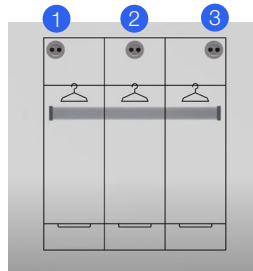
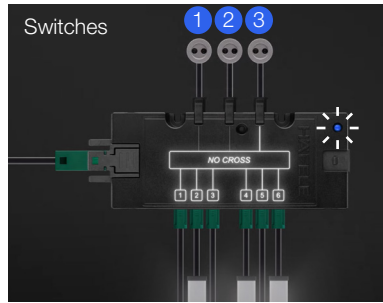


Switch 2 is deactivated and the under cabinet lights are turned off.




Switch 3 is deactivated and the toe kick lighting turns off.

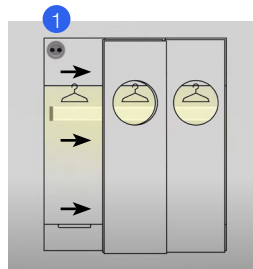
No cross (blue indicator light)



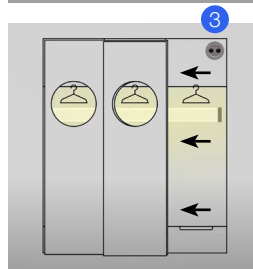
A switch is positioned behind each sliding door.



All doors must be closed for the light to be off.

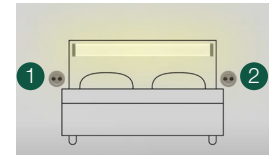



When any door is open, the light turns on.

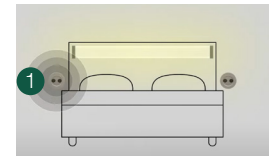


When any door is open, the light turns on.

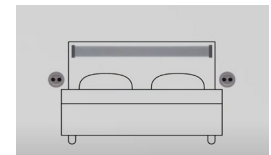
Cross (green indicator light)



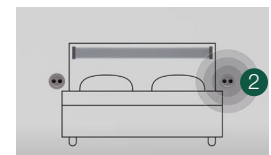
The light is on.



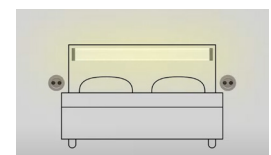
Switch 1 is deactivated to turn off the light.



The light is turned off.



Switch 2 is activated to turn on the light.



The light is on.